

Sink S4001

Kitchen Sinks

Code: 3358 050



DETAILS

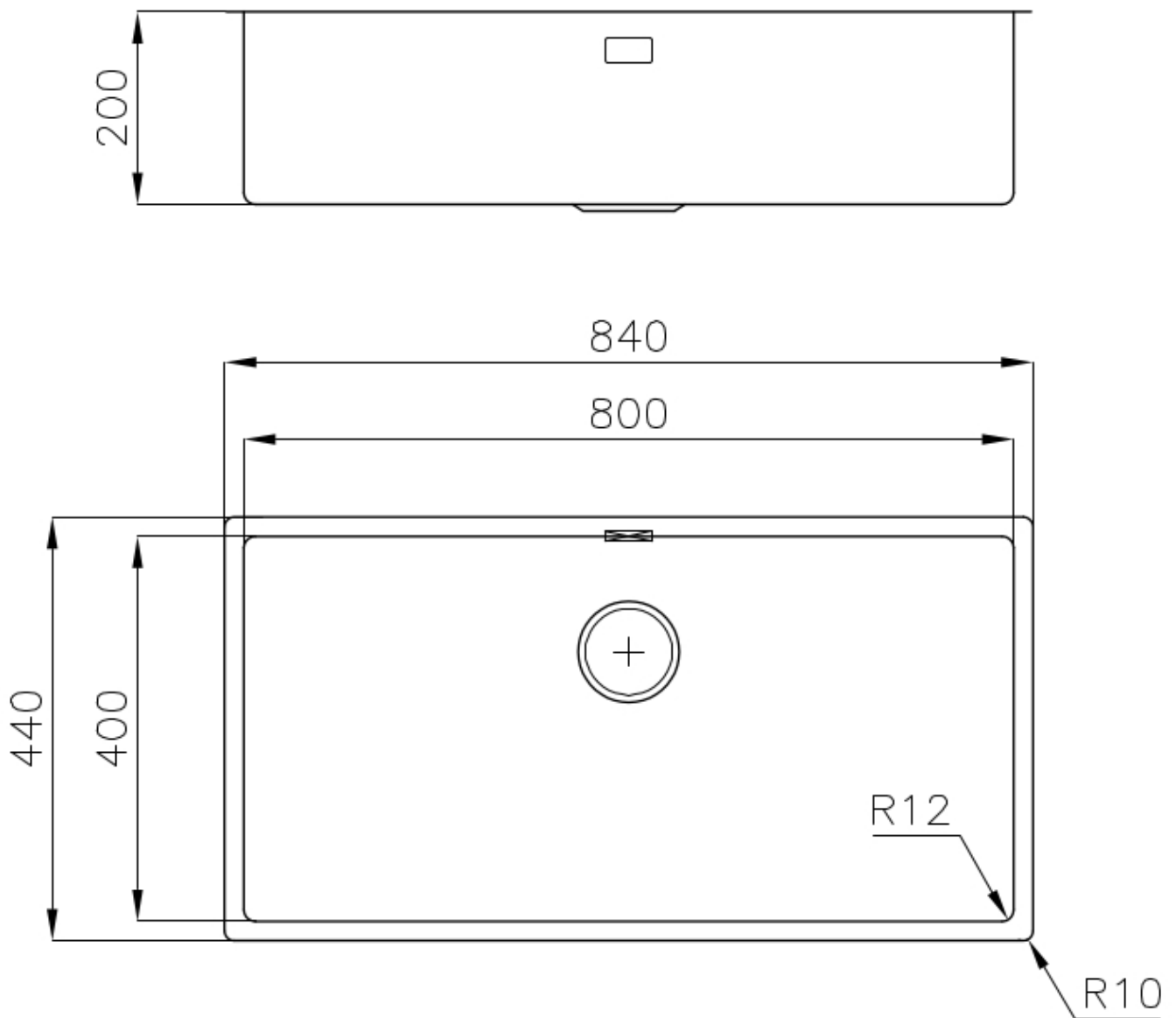
|                        |   |
|------------------------|---|
| Edge/Installation Type | Flush-mount   Top-mount   |
| Finish                 | Foster brushed  |
| Material               | AISI 304 stainless steel  |
| Texture                | Brushed in line   |
| Base                   | 90 cm   |
| Dimensions             | 840 x 440 mm  |
| Standard fittings      | Fixing hooks, gasket, drain, overflow and siphon, boxed packing |
| Mixer holes            | No standard holes   |
| Built-in hole          | View technical data sheet                                       |

|                 |                  |
|-----------------|------------------|
| Drainer         | No               |
| Width           | 84 cm            |
| Bowl dimension  | 800 x 400 mm     |
| Number of bowls | 1 bowl           |
| Waste fitting   | Drain SPACE 3,5" |

## FEATURES

|                     |   |
|---------------------|---|
| Deep bowls          | This bowls reach an important depth, over 20 cm, thanks to the advanced production technology, that can be offer great capieny and practicity in all the washing operations.                                |
| High thickness      | 1mm thick steel. A significant thickness, which guarantees the maximum sturdiness and durability.   |
| Perimetral overflow | The overflow is always a security on the Foster sinks that prevents the overflow of water in case of oversights. The perimeter drain solution improves aesthetics thanks to its square and essential shape. |
| Save space system   | Drain and siphon are designed to leave as much space as possible in the under-sink area, more and more useful today for theseparate waste collection systems.   |
| Small radius        | Bowls with squared shapes with a modern design and an increased capacity, for a minimal aesthetics connected with an extreme practicity.  |
| Space waste fitting | The elegant SPACE steel cap closes the drain and leaves no visible residues collected in the basket below. Space also has a small footprint and allows the optimal use of the under-sink compartment.       |

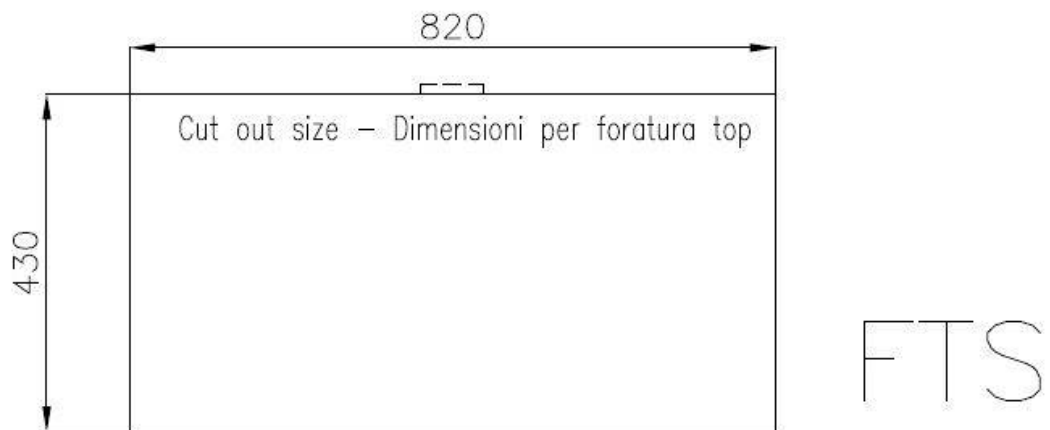
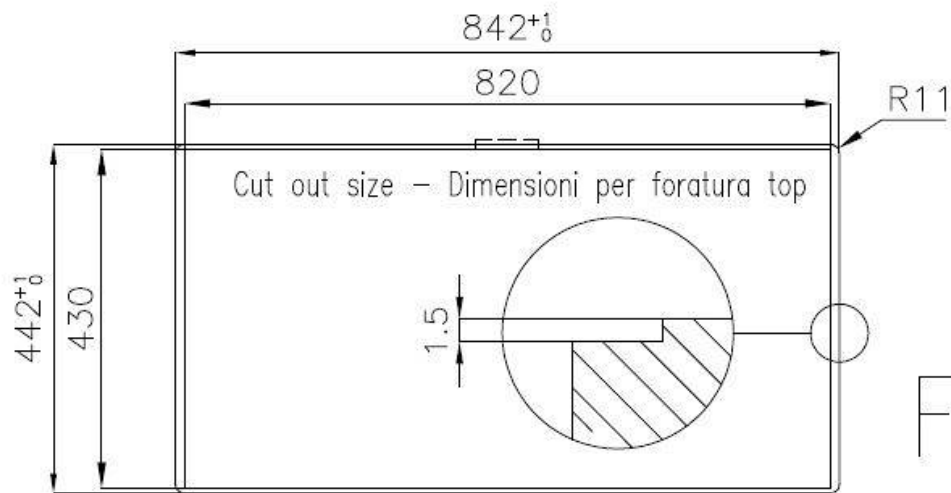
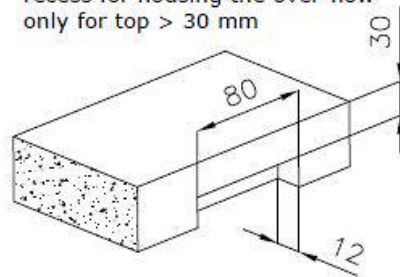
## TECHNICAL DATA



## Lavello / Sink cod. 3358/050

intaglio per il troppo-pieno  
solo con top > 30 mm

recess for housing the over-flow  
only for top > 30 mm



### OPTIONAL ACCESSORIES



**Cestello inox**  
8612 000



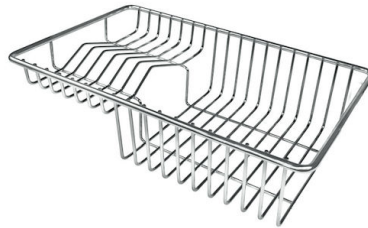
**Glass chopping board**  
8631 300



**HDPE Chopping board**  
8657 001



**HPDE Twin chopping board**  
8644 101



**Stainless steel plate rack**  
8100 303  
\* only in combination with the accessory  
8644 101



**Stainless steel plate rack**  
8100 201



**Stainless steel plate rack only  
usable in combination with the  
accessories 8644 003**  
8100 154



**White bowl**  
8153 100



**Graters kit with ring-holder and  
food collection tray**  
8159 101  
\* only in combination with the accessory  
8644 101



**Stainless steel perforated tray**  
8151 000  
\* only in combination with the accessory  
8644 101

## OPTIONAL AUTOMATIC WASTE FITTINGS



**Automatic waste fitting - PM**  
8407 113



**Space automatic waste fitting - PA**  
8407 108



**Space automatic waste fitting - PE**  
8407 109



**Space Light automatic waste fitting  
- PL**  
8407 117



**Space Milano automatic waste  
fitting**  
8407 115



**Space Push automatic waste fitting  
- PP**  
8407 116